



# Electrolux

## Modular Cooking Range Line 700XP 3 Drawer Refrigerated Base

ITEM # \_\_\_\_\_

MODEL # \_\_\_\_\_

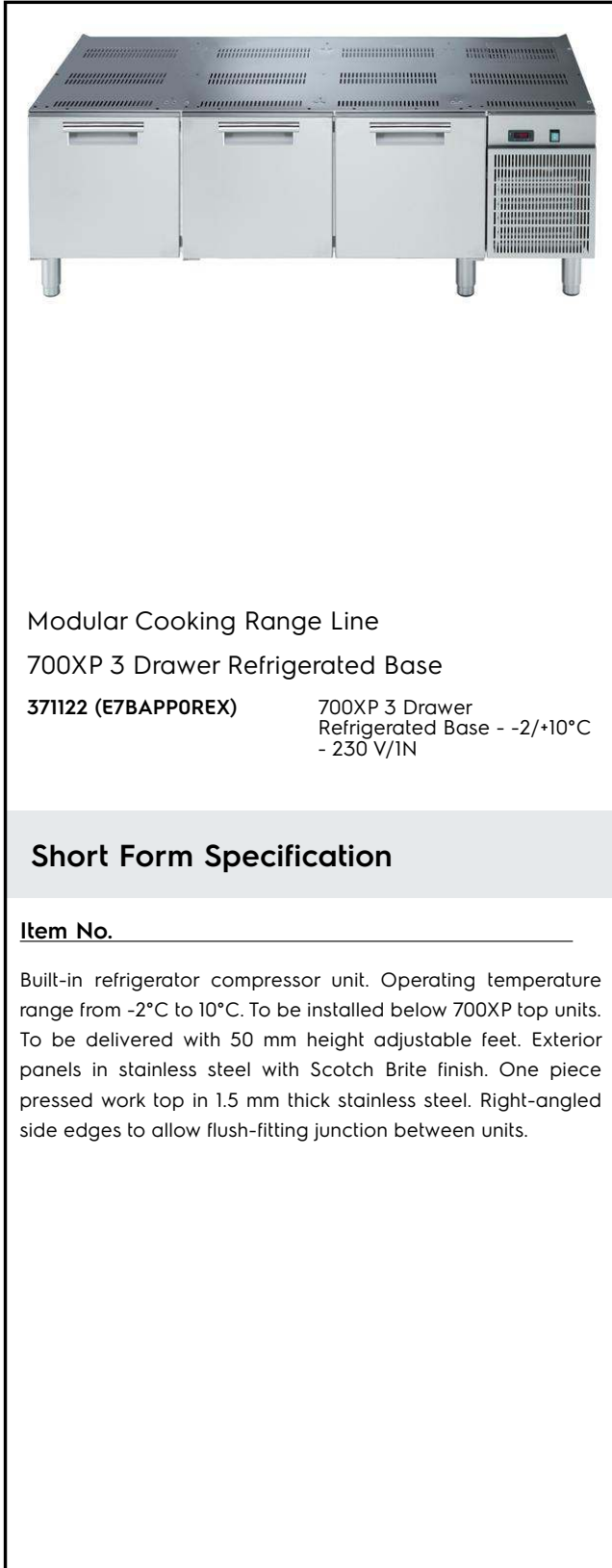
NAME # \_\_\_\_\_

SIS # \_\_\_\_\_

AIA # \_\_\_\_\_



Electrolux



Modular Cooking Range Line  
700XP 3 Drawer Refrigerated Base

**371122 (E7BAPP0REX)**      700XP 3 Drawer  
Refrigerated Base - -2/+10°C  
- 230 V/1N

### Short Form Specification

**Item No.** \_\_\_\_\_

Built-in refrigerator compressor unit. Operating temperature range from -2°C to 10°C. To be installed below 700XP top units. To be delivered with 50 mm height adjustable feet. Exterior panels in stainless steel with Scotch Brite finish. One piece pressed work top in 1.5 mm thick stainless steel. Right-angled side edges to allow flush-fitting junction between units.

### Main Features

- Unit can be easily installed below other 700 line top models.
- Unit delivered with 50 mm height adjustable feet in Stainless steel.
- Suitable for use in ambient temperatures of up to 43 °C.
- Adjustable temperature range from -2 °C to +10 °C to suit meat, fish and dairy storage requirements.
- Anti-tilt runners accept GN 1/1 containers.
- Forced air circulation for rapid cooling and an even temperature distribution.
- Right angled side edges eliminate gaps and possible dirt traps between units.

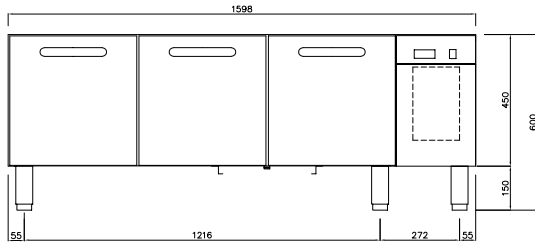
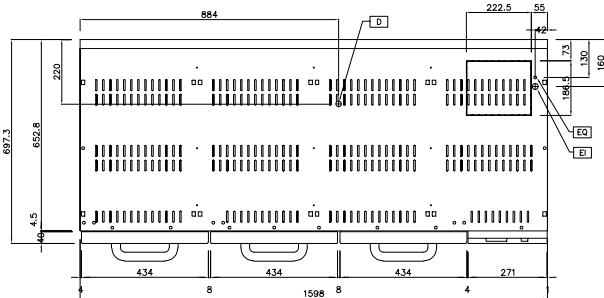
### Construction

- Constructed in Stainless steel with Scotch Brite finish to meet the highest hygiene standards.
- Built-in compressor to suit operating conditions.
- Access to all components from the front.
- CFC free (ecological refrigerant type: R404a, - gas in foam: cyclopentane).

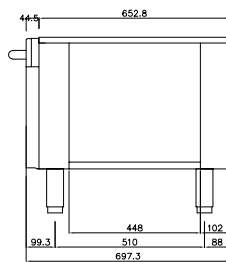
### Optional Accessories

- 4 wheels, 2 swivelling with brake PNC (700/900XP). It is mandatory to install with base supports for feet/wheels. 206135
- Base support for feet or wheels - PNC 800mm (700/900) 206367
- Base support for feet or wheels - PNC 1600mm (700/900) 206369
- Base support for feet or wheels (lateral ) for pastacooker PNC 206371

APPROVAL: \_\_\_\_\_

**Front**

**Top**


D = Drain                      EQ = Equipotential screw  
EI = Electrical connection

**Side**


## Electric

Supply voltage:	
371122 (E7BAPPOREX)	230 V/1N ph/50 Hz
Electrical power:	0.5 kW
Total Watts:	0.5 kW

## Key Information

External dimensions, Height	600 mm
External dimensions, Width	1600 mm
External dimensions, Depth	700 mm
Gross capacity	240 lt
Net weight:	110 kg
Shipping weight:	130 kg
Shipping height:	820 mm
Shipping width:	800 mm
Shipping depth:	1700 mm
Shipping volume:	1.12 m <sup>3</sup>

## Refrigeration Data

Refrigerant type:	R404a
Refrigeration power:	510 W
Refrigerant weight:	400 g